

YEAR-END 2022

RHODE ISLAND HOME SALES

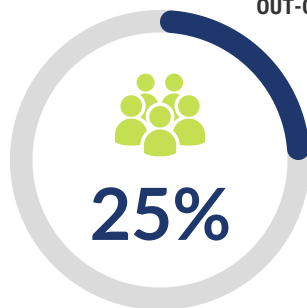
ALL RESIDENTIAL SALES



↓ **12.7%**

Numbers reflect all residential sales – single-family and multifamily homes, condominiums and vacant land.

OUT-OF-STATE-BUYERS

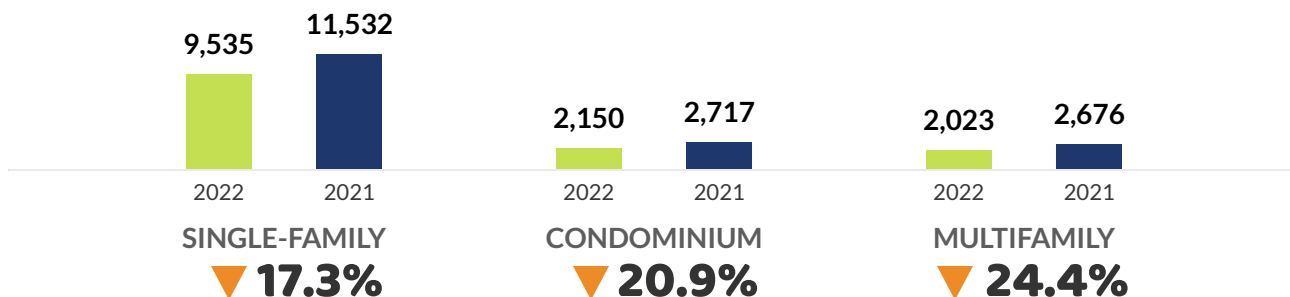


of all residential sales were from out-of-state buyers

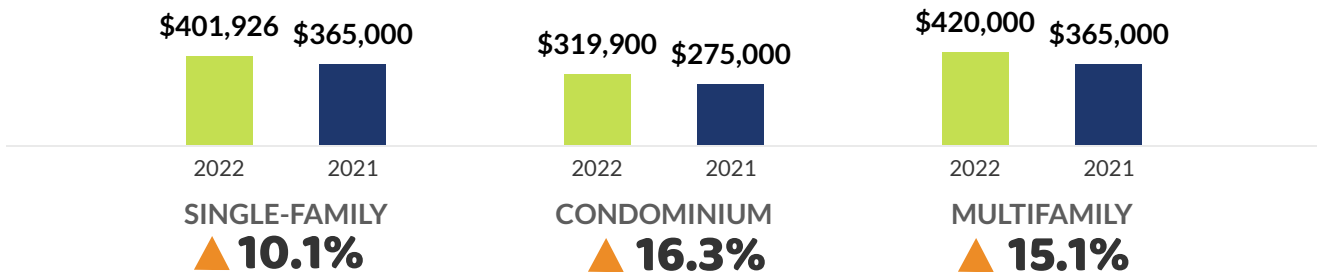


of all residential sales of \$1M+ were derived from out-of-state buyers

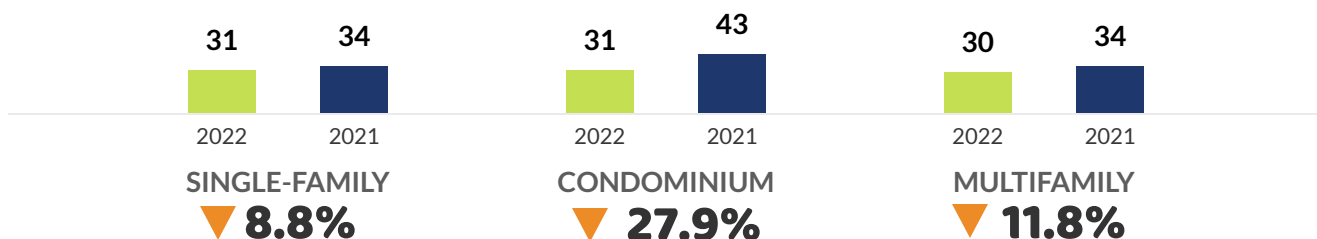
SALES



MEDIAN PRICE



DAYS ON MARKET



Percent change reflects a year-over-year comparison between 2021 and 2022. Information is provided by State-Wide MLS, Inc., a subsidiary of the Rhode Island Association of REALTORS®, and is deemed reliable but not guaranteed.