

Residential Property Sales from Out-of-State Buyers


2022 Third Quarter: RHODE ISLAND

	2022	2021
All Sales	3,848	4,670
Out-of-state buyers	26.3%	24.8%

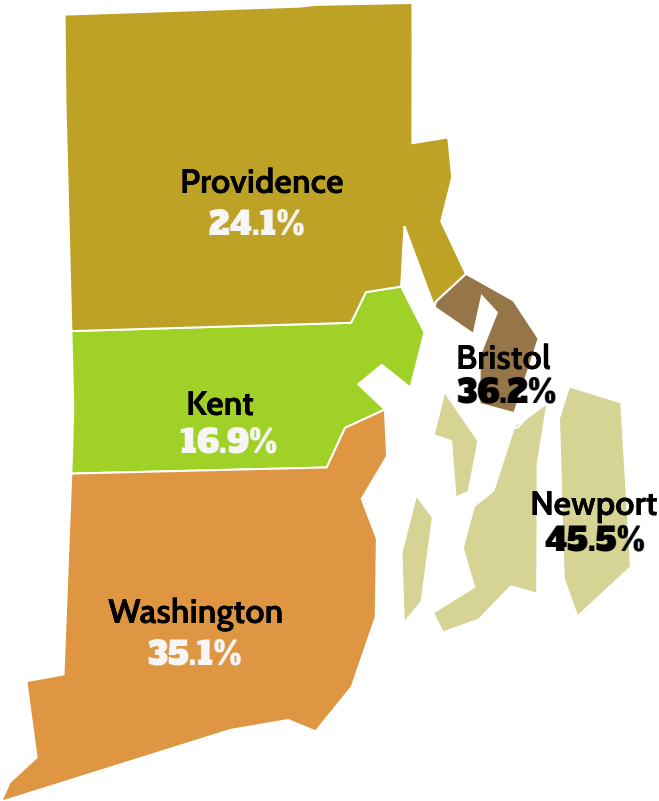
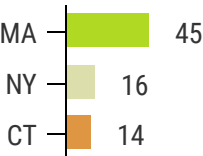
	2022	2021
1 Million+	216	215
Out-of-state buyers	50.5%	50.2%

Migration Data for Out-of-State Buyers

TOP 3 STATES: ALL SALES



TOP 3 STATES: 1MILLION +



Percentages above represent the number of total residential properties in each county sold to out-of-state buyers in the third quarter of 2022.